

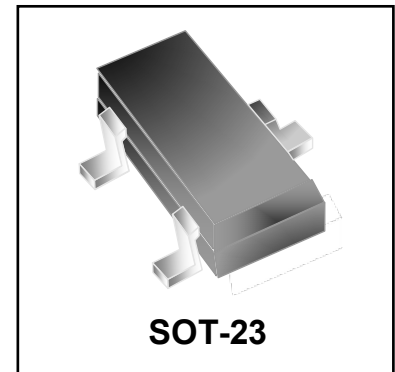
P-Channel Enhancement MOSFET

Features

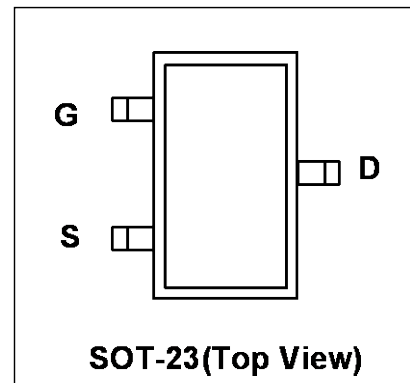
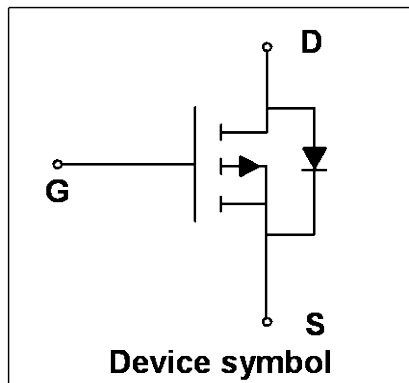
- Way-on Small Signal MOSFETs
- $V_{DS} = -12\text{ V}$, $I_D = -6\text{ A}$
 $R_{DS(on)} < 28\text{ m}\Omega$ @ $V_{GS} = -4.5\text{ V}$
 $R_{DS(on)} < 40\text{ m}\Omega$ @ $V_{GS} = -2.5\text{ V}$
- Trench LV MOSFET Technology

Mechanical Characteristics

- SOT-23 Package
- Marking : Making Code
- RoHS Compliant



Schematic & PIN Configuration



Absolute Maximum Rating ($T_A = 25^\circ\text{C}$ unless otherwise noted)

Parameter	Symbol	Value	Unit
Drain-Source Voltage	V_{DS}	-12	V
Gate-Source Voltage	V_{GS}	± 8	V
Continuous Drain Current	I_D	-6	A
Pulsed Drain Current ¹	I_{DM}	-20	A
Power Dissipation	P_D	1.8	W
Operating Junction and Storage Temperature Range	T_J, T_{STG}	-55 to 150	$^\circ\text{C}$

Thermal Characteristics

Parameter	Symbol	Value	Unit
Thermal Resistance from Junction to Ambient ²	$R_{\theta JA}$	69	$^\circ\text{C/W}$

Electrical Characteristics (T_J=25°C unless otherwise noted)

Parameter	Symbol	Test Conditions	Min.	Typ.	Max.	Unit
Off Characteristics						
Drain-Source Breakdown Voltage	V _{(BR)DSS}	V _{GS} = 0V, I _D = -250μA	-12	-	-	V
Gate-Body Leakage Current	I _{GSS}	V _{DS} = 0V, V _{GS} = ±8V	-	-	±100	nA
Zero Gate Voltage Drain Current	I _{DSS}	V _{DS} = -12V, V _{GS} = 0V	-	-	-1	μA
Gate-Threshold Voltage	V _{GS(th)}	V _{DS} = V _{GS} , I _D = -250μA	-0.4	-	-1	V
Drain-Source on-Resistance ³	R _{Ds(on)}	V _{GS} = -4.5V, I _D = -5A	-	20	28	mΩ
		V _{GS} = -2.5V, I _D = -4.3A	-	30	40	
		V _{GS} = -1.8V, I _D = -1A	-	42	63	
Dynamic Characteristics⁴						
Input Capacitance	C _{iss}	V _{GS} = 0V, V _{DS} = -6V, f = 1MHz	-	1620	-	pF
Output Capacitance	C _{oss}		-	445	-	
Reverse Transfer Capacitance	C _{rss}		-	420	-	
Switching Characteristics⁴						
Total Gate Charge	Q _g	V _{GS} = -4.5V, V _{DS} = -6V, I _D = -5A	-	14	-	nC
Gate-Source Charge	Q _{gs}		-	2.3	-	
Gate-Drain Charge	Q _{gd}		-	3.6	-	
Turn-on Delay Time	t _{d(on)}	V _{GS} = -4.5V, V _{DS} = -6V, I _D = -4A, R _{GEN} = 1Ω	-	26	-	ns
Rise Time	t _r		-	24	-	
Turn-off Delay Time	t _{d(off)}		-	45	-	
Fall Time	t _f		-	20	-	
Source-Drain Diode Characteristics						
Diode Forward Voltage ³	V _{SD}	I _S = -1A, V _{GS} = 0V	-	-	-1.2	V
Continuous Source Current	I _S		-	-	-6	A

Notes:

1. Repetitive rating, pulse width limited by junction temperature T_{J(MAX)} = 150°C.
2. The data tested by surface mounted on a 1 inch² FR-4 board with 2OZ copper, The value in any given application depends on the user's specific board design.
3. Pulse Test: Pulse width ≤ 300μs, duty cycle ≤ 2%.
4. This value is guaranteed by design hence it is not included in the production test.

Typical Characteristics

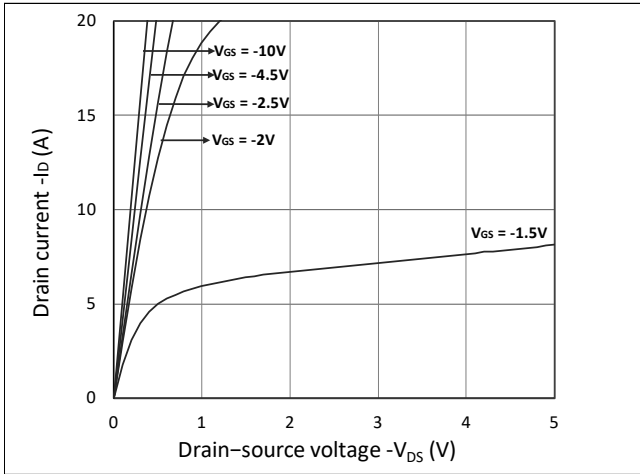


Figure 1. Output Characteristics

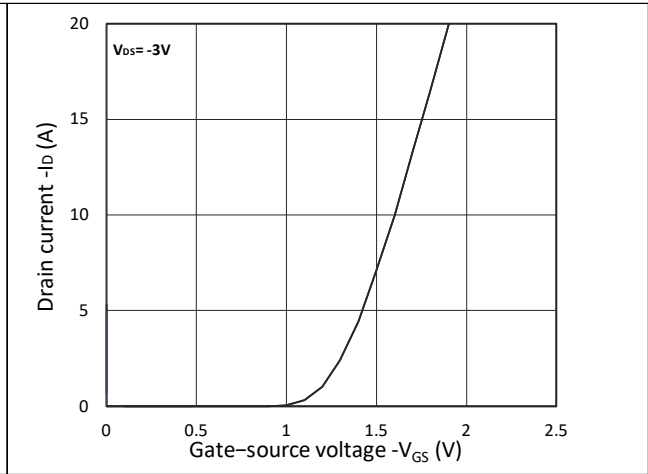


Figure 2. Transfer Characteristics

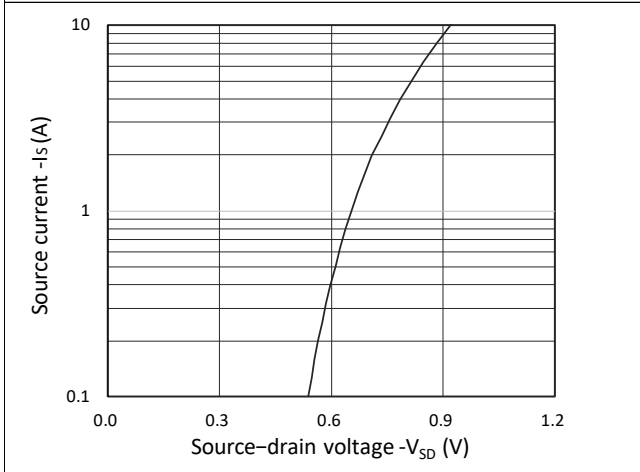


Figure 3. Forward Characteristics of Reverse

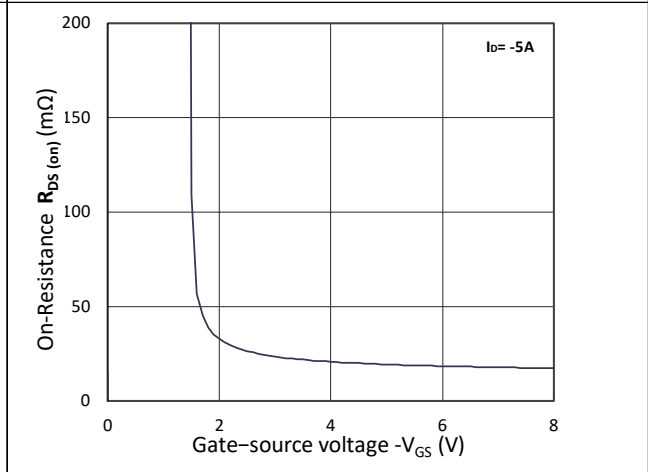


Figure 4. $R_{DS(on)}$ vs. V_{GS}

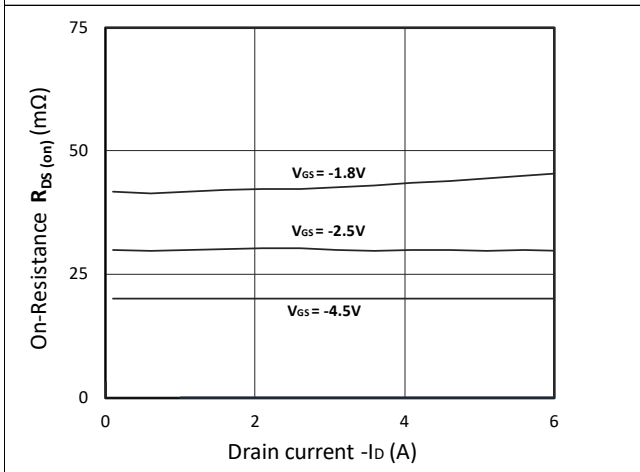


Figure 5. $R_{DS(on)}$ vs. I_D

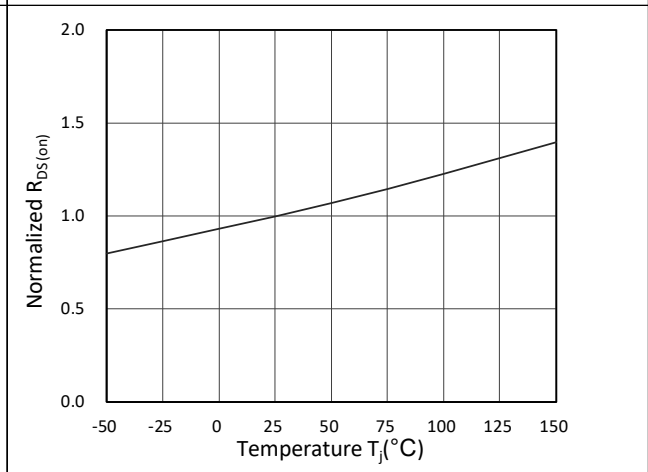
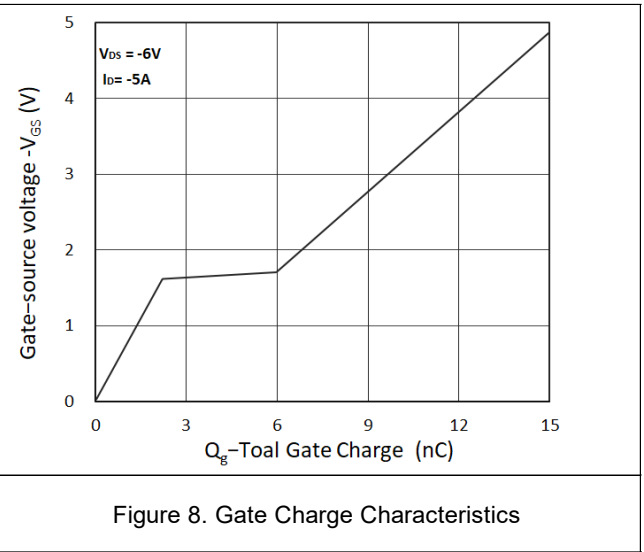
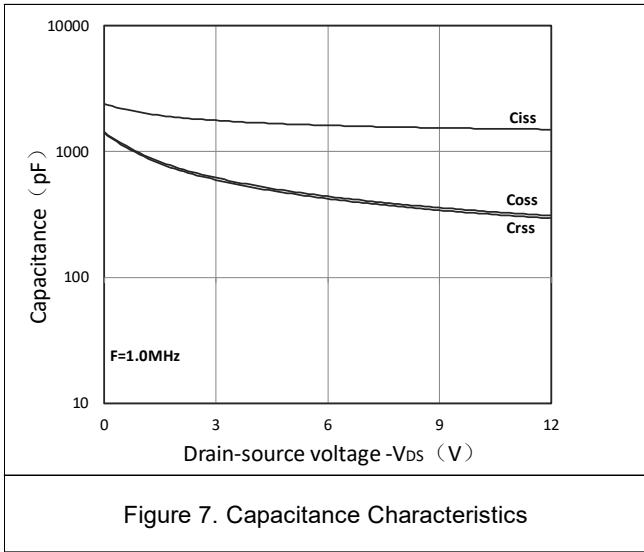
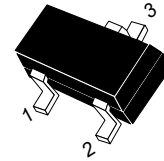
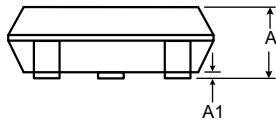
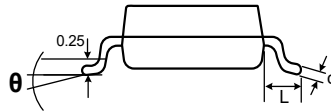
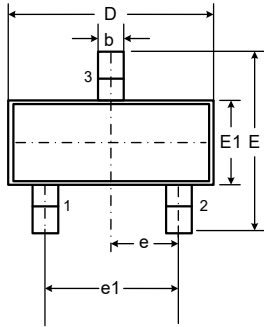


Figure 6. Normalized $R_{DS(on)}$ vs. Temperature



Outline Drawing – SOT-23

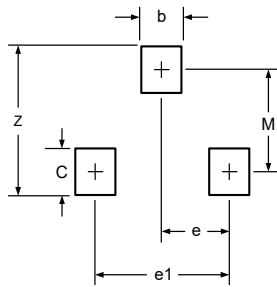
PACKAGE OUTLINE



SOT-23

DIMENSIONS

SYMBOL	MILLIMETER		INCHES	
	MIN	MAX	MIN	MAX
A	0.90	1.15	0.035	0.045
A1	0.00	0.10	0.000	0.004
b	0.30	0.50	0.012	0.020
c	0.08	0.15	0.003	0.006
D	2.80	3.00	0.110	0.118
E	2.25	2.55	0.089	0.100
E1	1.20	1.40	0.047	0.055
e	0.95 BSC		0.037BSC	
e1	1.80	2.00	0.071	0.079
L	0.55REF		0.022REF	
θ	0°	8°	0°	8°



DIMENSIONS		
DIM	INCHES	MILLIMETERS
M	0.080	2.02
C	0.032	0.80
Z	0.111	2.82
e	0.037 BSC	0.95 BSC
e1	0.075 BSC	1.90 BSC
b	0.032	0.80

Notes

1. Dimensioning and tolerances per ANSI Y14.5M, 1985.
2. Controlling Dimension: Inches
3. Pin 3 is the cathode (Unidirectional Only).
4. Dimensions are exclusive of mold flash and metal burrs.

Marking Codes

Part Number	WM01P60M
Marking Code	

深圳市泰德兰电子有限公司（简称：泰德兰），是一家专业代理国内外品牌电子元器件代理商。“泰德兰”的目标是为客户提供高性价比的产品和服务。我们一贯坚持：“品质第一、价格合理、交货快捷、服务至上、凝聚客户”的发展理念和宗旨以向采购商提供最满意的服务为己任，向采购商提供规范化、专业化、多元化、全方位的优质服务，真诚欢迎海内外直接用户前来洽谈合作，共谋发展！也希望能与电子界同行进行广泛的交流合作共同为行业的繁荣发展做出贡献！

目前，泰德兰电子主要代理：霍尼韦尔、理光、NJRC、英集芯、维安、贝岭、捷捷微、冠禹、松木、辉芒微、茂捷等。

主营产品线有 LDO、DC/DC、AC-DC、电压检测器、充电 IC、负载开关 IC、保险丝、多功能集成保护 IC、功率 TVS 管、二三极管、PMU、马达驱动、LED 驱动、功率器件、数字电源、Hall IC、磁组、传感器 IC、汽容胶传感器、压力传感器、位移传感器、惯导模块、锂电保护芯片、微动开关、IGBT、PTC、ESD、EEPROM, 8bit/32bit MCU, PMIC、中低压 MOS 管、高压 COOL MOS、高压平面 MOSFET 等。

“泰德兰”代理的产品被广泛应用于液晶电视、笔记本、联网、便携式设备、机顶盒、闭路电视/安全、桌面、LED 照明、玩具、网络电视机、无人机、扫地机、无线充、蓝牙设备、汽车应用、行车记录仪、无线路由等领域。

“泰德兰”所代理的产品均通过 ISO 9001:2000 品质管理系统检验；获得原厂颁发的代理授权证书。

深圳公司

深圳市泰德兰电子有限公司

地址：深圳市福田区彩田南路 2010 号中深花园 A 座六层

电话：0755-83322522 传真：0755-83648400

手机：131-89714166 Q Q：2853781768